

Excursion to Kawazu Nanadaru

(Kawazu 7 Waterfalls)

By

TOKAI BUS



Where and what is Nanadaru?

The highland in the midst of the Izu peninsula has been called Amagi. This area has gained popularity already 100 years ago for a lots of hot springs, high humidity, and the clean air produced by the deep forest those were believed to heal the tuberculosis that was the unparalleled fatal disease in Japan until the era of WW2.

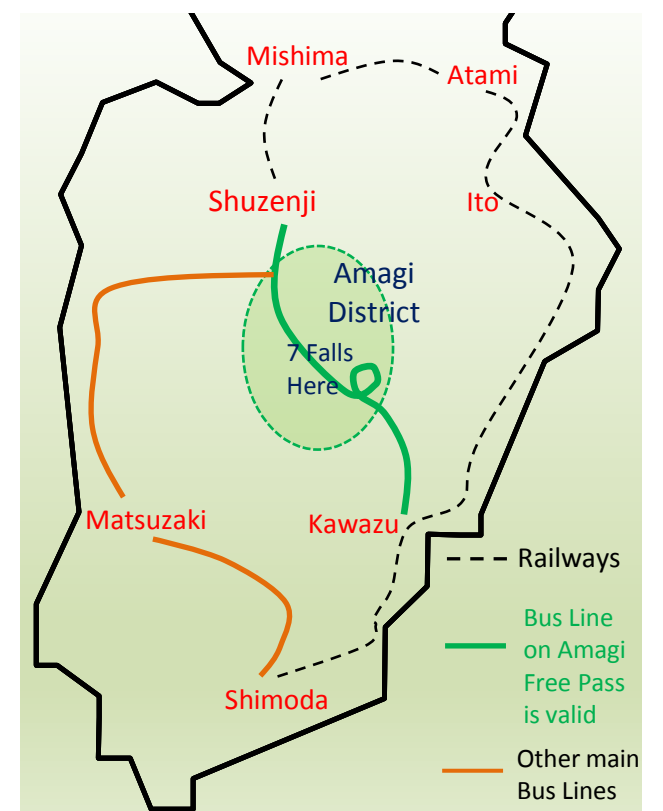
Because of the situation mentioned above, this district has been featured by many novels or cinemas. One of the most famous ones is "Izu no Odoriko (The Izu dancer)" written in 1926 by Kawabata Yasunari, the 1st Japanese Nobel Prize winner in literature.

You can enjoy a hike here along the well-maintained trail, that has another aspect as the historical road, Shimoda-Kaido (下田街道). This road was used to carry salt to inland during the Edo period.

Kawazu Nanadaru (7 waterfalls) is the highlight of the trail. "Nana" means "7", and "daru" does "waterfalls" in a dialect of this area. (In general, "waterfall" is expressed by the word "taki(滝)")

Literally seven falls in a row are waiting for you. Please feel the smell of leaves, cool breeze, the atmosphere of those days, and the splashes.

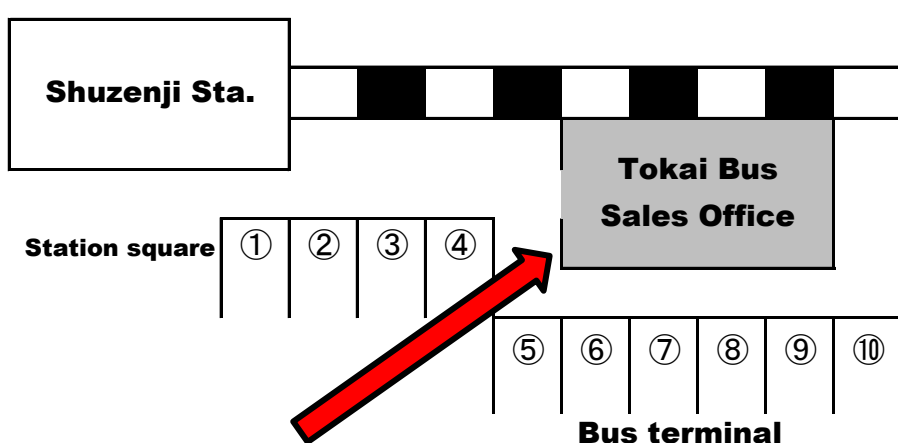
The "Amagi Free Pass" helps you to travel this area on a shoestring !



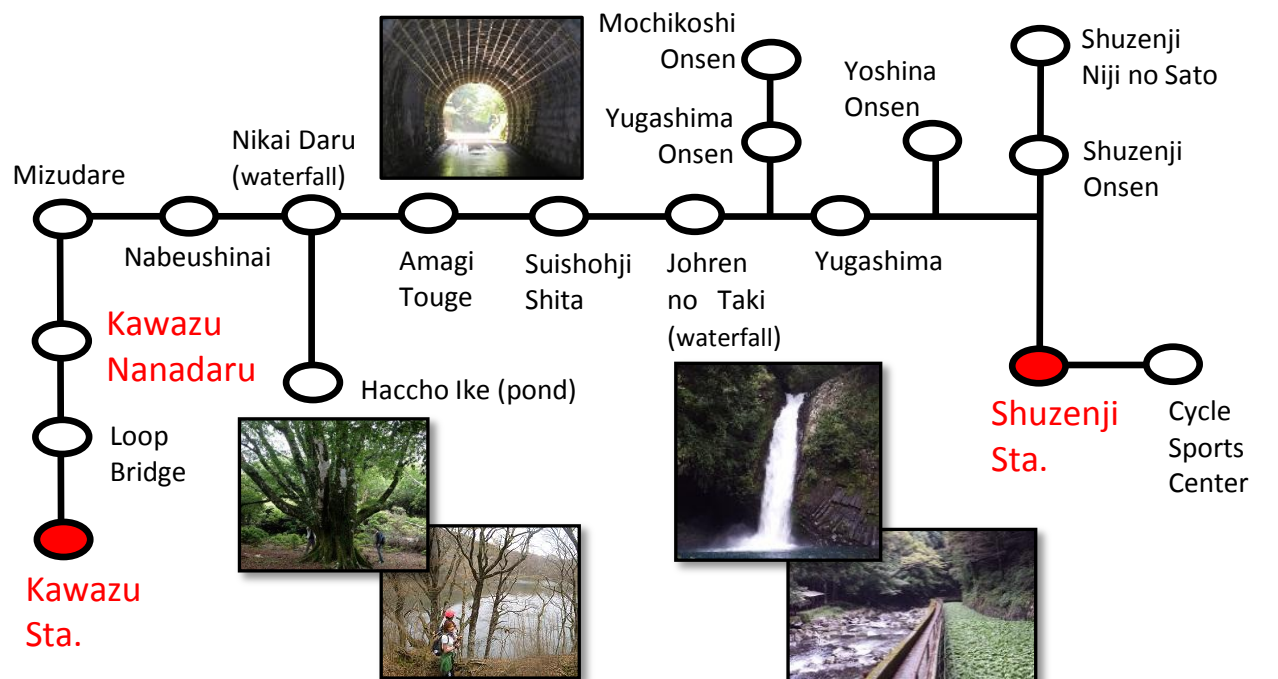
"Amagi free Pass" (天城フリーパス)

Not only "Nanadaru" but any other attractive destinations are there in this district. With the "Amagi Free Pass", you can get on and off the local bus freely within the area as follow.

	Fare	Validated date
Adult	1,900 JPY	two days incl.
Child	950 JPY	the day of issue



The pass is available here.
(Opening hours are 8:00-17:00, everyday)




Brief map of the hiking trail



How to use "Tokai bus"(local lines)

Using local buses in Japan may be intimidating to foreign tourists but worth a try. To share some time with local people in the same vehicle and exchange a few words may spice up your trip.



- ① Enter and exit the bus through the front door.
- ② Pick up a number-printed ticket from the vending machine next to the driver even if you board from the first stop or are a freepass holder.
- ③ The fare of Tokai Bus is not flat. Check it on the display above the windshield.
- ④ The coin changer does not accept high value banknote. To bring small change with you in advance is recommended.
- ⑤ Press the button after the announcement of the stop to signal the driver that you wish to get off at the next.
- ⑥ Drop the fee with number-printed ticket into the clear receptacle. If you have a freepass and the stop is in the valid area, please show the pass to the driver.